

Enjoy hassle-free tax payment through TIN 2.0 using Canara Bank.

Canara Bank has been onboarded on TIN 2.0 portal which replaces the existing system for direct tax payment OLTAS w.e.f. 01.10.2022.

Instead of visiting OLTAS site (<https://onlineservices.tin.egov-nsdl.com/etaxnew/tdsnonotds.jsp>), Taxpayer to access the new Income Tax Portal using any of the below mentioned ways:

1. **Direct-:** Open your Web Browser and visit the link: www.incometax.gov.in/iec/foportal
2. **Through Canara Bank Internet Banking-:** Login to your Canara Bank Internet Banking→Go to Tax Center→Online Tax Payment
3. **Through Canara Bank Mobile Banking App (Canara Bank ai1)-:** Login to your Canara Bank Mobile Banking App→Under GST & Other Taxes→Online Tax Payment

Click on Register

QUICK LINKS

- e-Verify Return
- Link Aadhaar
- e-Pay Tax
- Income Tax Return (ITR) Status
- Verify Your PAN
- Know TDS Details
- Tax Calendar
- Tax Information & services
- Link Aadhaar Status
- Authenticate notice/order issued by ITD
- Know Your AQ

e-Filing 2.0
The all new portal with features that make e-Filing easier for you!

Guided tour of the portal

Latest Updates

- Date: 05-Oct-2022 | News | [View](#)
FAQ's related to filing of Form 27C are available.
- Date: 04-Oct-2022 | News | [View](#)
Form 3CEB offline utility is now available for filing on...
- Date: 26-Jul-2022 | Knowledge | [View](#)
Dear ABXXXXXXXX, Don't forget to file ITR for AY 22-23 to avoid late...
- Date: 27-Jul-2022 | Knowledge | [View](#)
Dear ABXXXXXXXX, Don't forget to file ITR for AY 22-23 to avoid late...

Our Success Enablers

10,63,91,657 Individual Registered Users	5,84,96,645 No. of Returns verified (AY 22-23)
6,39,40,634 No. of returns filed (AY 22-23)	5,45,78,993 No. of verified ITRs per 100 ITR processed

Things To Know

- How to ... Videos
- Awareness Videos
- Brochures
- How to Link Aadhaar to PAN? [View](#)
- Common Taxpayer Issues [View](#)
- How to E-verify return [View](#)
- Tax Audit Report (Form 3CA, 3CB, 3CD) [View](#)

Our Committed Taxpayers | A.Y.: 2014-20

Taxpayer Voices#ITDIndia

Enter your PAN number or TAN number and click on **Validate**.

In case of PAN:

e-Filing
Income Tax Department, Government of India

Call Us | English | A+ A- | Do not have an account? Register

Home | **Individuals** | Company | Non-Company | Tax Professionals & Others | Download | Help

Home > Register

1 Get Started | 2 Fill Details | 3 Verify Details | 4 Secure Your Account


Register and find all your tax data in a single secure platform! * Indicates mandatory fields

Let's get started

Register as

Taxpayer Other

Name *



Individuals / Chartered Accountant / External Agency / Tax Deductor and Collector / e-return Intermediary / TIN 2.0 Stakeholders

In case of TAN:

e-Filing
Income Tax Department, Government of India

Call Us | English | A+ A- | Do not have an account? Register

Home | **Individuals** | Company | Non-Company | Tax Professionals & Others | Download | Help

Home > Register

1 Get Started | 2 Fill Details | 3 Verify Details | 4 Secure Your Account

Register and find all your tax data in a single secure platform! * Indicates mandatory fields

Let's get started


Register as

Taxpayer Other

Category *

Tax Deductor and Collector

TAN of Organization *



Chartered Accountant / External Agency / Tax Deductor and Collector / e-return Intermediary / TIN 2.0 Stakeholders

Fill in your basic and contact details and then click on **Continue**

Home > Register



Registering as - Individual

* Includes mandatory fields

Basic Details [Continue Editing](#)

Basic Details

PAN *

Last Name *

Middle Name

First Name

Date of Birth *

Gender *

Male Female Transgender

Residential Status *

Resident Non-resident

Please Note

Please provide data as per PAN. On click of "Continue" details entered will be validated with PAN.

If you have a single Name, then you can enter only 'Last Name' field.

[← Back](#)

[Continue](#)

Contact Details

Primary Mobile Number *

Primary Mobile Number belongs to *

Primary Email ID *

Primary E-Mail ID belongs to *

Landline Number

Please Note

On click of "Continue" different OTPs will be sent on Primary Mobile Number and Primary Email id for verification

Postal Address details

Country *

Flat/ Door/ Building *

Road/ Street/ Block/ Sector

Pincode *

Post Office *

Area/ Locality *

Town/City/District *

State *

Back

Continue

Enter the **Mobile Number OTP** and **E-mail OTP**

Press F11 to exit full screen

Home > Register



Registering as - Individual

* Indicated mandatory fields

Enter OTP

We have sent a One Time Password (OTP) in a text message (SMS) to your Primary mobile number **+91 70xxxxxx00** and primary email id **in*****79@gmail.com**

Mobile OTP *

Email OTP *

Both OTP expires in 14m 45s 3 Attempts remaining

Resend OTP (Allowed only once)

Note: You can go back and update your details if required.

Continue >

< Back



Login with your PAN Number or TAN Number (as applicable) and password and click on continue.

* Indicates mandatory fields

Login

Enter your User ID *

Other ways to access your account



Know about your User ID



PAN (Permanent Account Number)

For Individuals (Salaried employee, Senior citizen, Self-employed, NRI)

For Other Than Individuals (Company, Trust, AOP, AJP, BOI, Firm, Local Authority)



Aadhaar Number

For Individuals (Salaried employee, Senior citizen, Self-employed, NRI)



Other User ID

For Chartered Accountant, Tax Deductor and Collector, e-Return Intermediary, TIN 2.0 Stakeholders, External Agency, ITDREIN

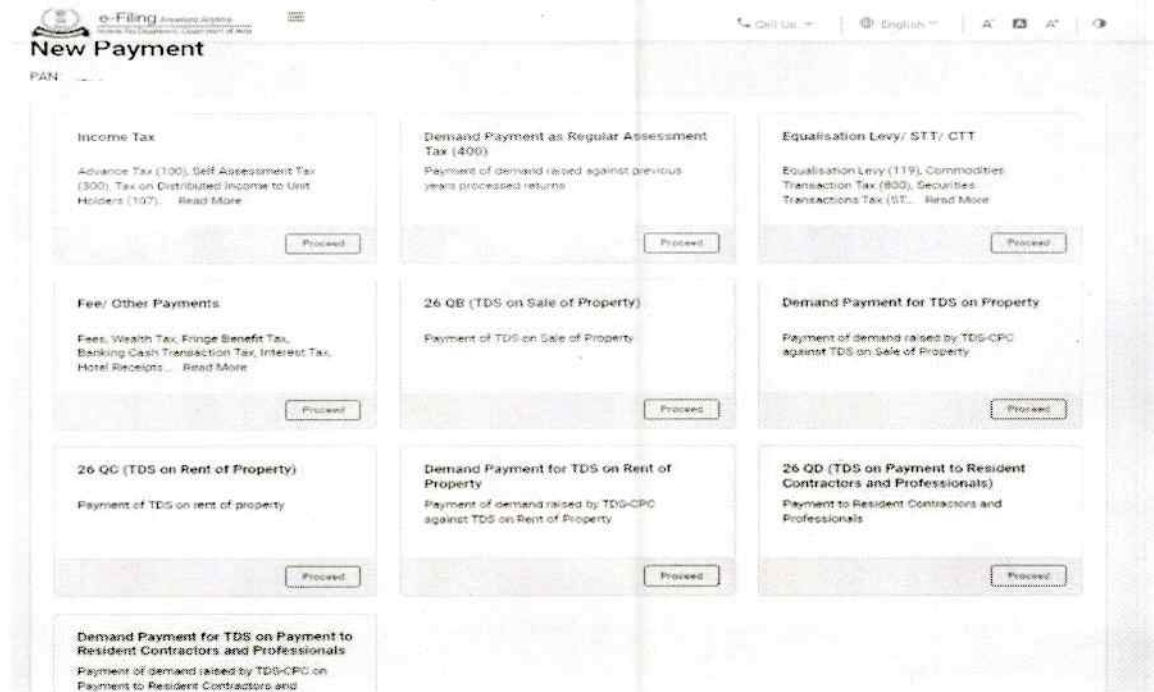
ARCA (Authorised Representative Chartered Accountant) followed by 9-digit number

TAN (Tax Deductor & Collector)

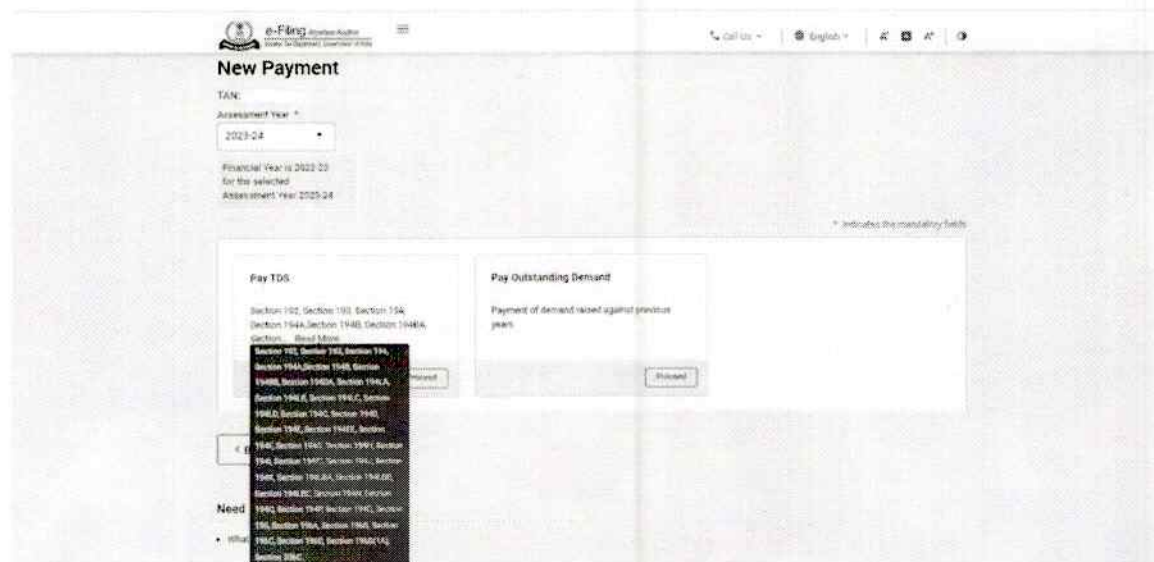
[Show More](#)

Go to [e-file](#) > [E-pay Tax](#)

Upon logging in with PAN Number and visiting e-file → E-Pay tax → New Payment, following screenshot is shown for payment of Income Tax, TDS on Sale of Property/Rent of Property/Payment to Resident Contractors and Professionals, Fee/Other Payments etc. and select relevant option and click on proceed.



Upon logging in with TAN Number and visiting e-file → E-Pay tax → New Payment, following screenshot is shown for payment of TDS under Sections 192,193,194 etc. after selecting relevant assessment year and then select relevant option and click on proceed.



After selecting the relevant Challan option, enter the required details and proceed.

Under Login with PAN No:

The screenshot shows the e-Filing portal interface. At the top, there is a navigation bar with 'Dashboard', 'e-File', 'Authorised Partners', 'Services', 'Pending Actions', 'Grievances', and 'Help'. The session time is 2:9:13. Below the navigation bar, a breadcrumb trail shows 'Dashboard > e-Pay Tax'. A progress indicator shows three steps: 1. Add Tax Applicable Details (highlighted), 2. Add Tax Break Up Details, and 3. Add Payment Details. The main heading is 'New Payment' with 'PAN:' below it. A note states '* indicates the mandatory fields'. The form contains two dropdown menus: 'Assessment Year' and 'Type of Payment (Minor Head)'. At the bottom, there are 'Back' and 'Continue' buttons. The footer includes the India.gov.in logo and copyright information for the Income Tax Department, Ministry of Finance, Government of India.

The screenshot shows the e-Filing portal interface at Step 2: Add Tax Break Up Details. The navigation bar and session time (2:9:47) are consistent with the previous screenshot. The progress indicator shows Step 1 completed, Step 2 active, and Step 3 pending. The main heading is 'New Payment' with 'PAN:' below it. A note states '* indicates the mandatory fields'. The form contains six input fields for tax components: (a) Tax, (b) Surcharge, (c) Cess, (d) Interest, (e) Penalty, and (f) Others. Each field has a rupee symbol and a zero. Below these fields is a 'Total (a + b + c + d + e + f)' field showing '₹ 0' and an 'In words' field showing 'Zero Rupees'. At the bottom, there are 'Back', 'Save As Draft', and 'Continue' buttons. The footer includes the India.gov.in logo and copyright information for the Income Tax Department, Ministry of Finance, Government of India.

Under Login with TAN No:

New Payment
TAN: [REDACTED]

Type of Payment (Minor Head)
TDS/TCS Payable by Taxpayer (200)

Description	Section	Code
Payment to Govt. Employees other than Union Government Employees	192	92A
Payment of Employees other than Govt. Employees	192	92B
Interest on securities	193	193
Dividend	194	194
Interest other than interest on securities	194A	94A

New Payment
TAN: [REDACTED]

Type of Payment (Minor Head)
TDS/TCS Payable by Taxpayer (200)

Tax Applicable (Major Head)
 Other than Company Deductee - Income Tax (Other than Companies) (0021)

* Indicates the mandatory fields.

(a) Tax	₹	1
(b) Surcharge	₹	0
(c) Cess	₹	0
(d) Interest	₹	0
(e) Penalty	₹	0
(f) Fee under section 234E	₹	0
Total (a + b + c + d + e + f)	₹	1

In words: Rupees One Only

Navigation: < Back | Save As Draft | Continue >

Now you will be presented with different payment options:

Net Banking | Debit Card | Pay at Bank Counter | RTGS/NEFT | Payment Gateway

The screenshot shows the 'New Payment' screen in the e-Filing portal. At the top, there are three tabs: 'Add Tax Applicable Details', 'Add Tax Break Up Details', and 'Add Payment Details'. Below these is a 'Select Payment Mode' section with a dropdown menu. The main content area is titled 'New Payment' and includes a PAN field. A horizontal menu at the top of the main content area lists five payment modes: 'Net Banking', 'Debit Card', 'Pay at Bank Counter', 'RTGS/NEFT', and 'Payment Gateway'. The 'Net Banking' option is selected and highlighted. Below this menu, a text box explains that taxpayers with an authorized bank account can use this mode for payment, with no transaction charge. A grid of radio buttons lists several banks: Canara Bank (selected), Karur Vysya Bank, Indian Overseas Bank, Federal Bank, Kotak Mahindra Bank, Bank of India, and Bank of Maharashtra. A note at the bottom of the grid states that the net banking mode is for authorized banks only. At the bottom of the screen, there are three buttons: '< Back', 'Save As Draft', and 'Continue >'.

For Canara Bank Customers:

For your convenience, **Canara Bank is enabled for all the above-mentioned payment modes. All Canara Bank Branches are designated to collect Direct Taxes under TIN 2.0**

Pay by Canara Bank Internet Banking:

- Select the **Canara Bank** option and click on **Continue**

The screenshot shows the 'New Payment' screen in the e-Filing system. At the top, there are links for 'Add Tax Applicable Details', 'Add Tax Break Up Details', and 'Add Payment Details'. Below these is a 'Select Payment Mode' section with a dropdown menu set to 'Net Banking'. The main section is titled 'New Payment' and includes a 'PAN' field. Below this is a 'Payment Gateway' section with tabs for 'Net Banking', 'Debit Card', 'Pay at Bank Counter', 'RTGS/NEFT', and 'Payment Gateway'. The 'Net Banking' tab is active, showing a list of banks with radio buttons. 'Canara Bank' is selected. Other banks listed include Karur Vysya Bank, Indian Overseas Bank, Federal Bank, Kotak Mahindra Bank, Bank of India, and Bank of Maharashtra. A note states: 'Taxpayers having bank account with an Authorized Bank can use this mode for payment. No transaction charge/fee is applicable for making tax payment through this mode.' Below the bank selection, there is a warning: 'Can't find your bank? This net banking mode is for Authorized banks only. For other banks please use Payment Gateway or RTGS/NEFT option.' At the bottom, there are three buttons: 'Back', 'Save As Draft', and 'Continue'.

The screenshot shows the 'Preview' screen in the e-Filing system. At the top, there are links for 'Add Tax Applicable Details', 'Add Tax Break Up Details', and 'Add Payment Details'. Below these is a 'Preview' section with a dropdown menu set to 'Net Banking'. The main section is titled 'Preview' and includes a 'PAN' field. Below this is a 'Payment Details' section with a table showing the following information:


Payment Details	Amount (₹)	Tax Applicable (₹)	Tax on Payment (₹)
2022-23	2021-22	Expenditure Other Tax (0028)	Self-Assessment Tax (0001)

Below the payment details is a 'Tax Break up Details' section with a table showing the following information:

Tax Break up Details	Amount (₹)
(i) Tax	₹ 0
(ii) Exchange	₹ 0
(iii) Cess	₹ 0
(iv) Interest	₹ 0
(v) Penalty	₹ 0
(vi) Others	₹ 1
Total (A + B + C + D + E + F)	₹ 1

At the bottom, there are three buttons: 'Back', 'Pay Later', and 'Pay Now'.

Enter the **captcha** and click the **Pay Now** option and then Enter your Internet Banking credentials and proceed to complete the payment



Canara Bank

Mode of Payment: **Pay Now through Canara Bank Internet Banking**
आवृत्ति का प्रकार: **कैनारा बैंक इंटरनेट बैंकिंग के माध्यम से भुगतान**

Bank Transaction Reference ID: **752706102100015173**
बैंक लेन देन संदर्भ आईडी

Transaction ID: **223006140004102**
लेन देन आईडी

Pen Number: **98591029250**
पैन संख्या

L.A.N: **22300600029100**
सी.आर.नं.

Total amount: **₹**
कुल राशि

Bank Tax बैंक कर	Surcharge अतिरिक्त	Education Cess शिक्षा उपकर	Interest भावा	Penalty दण्ड	Others अन्य
₹	₹	₹	₹	₹	₹

Chalan Expiry Date: **21/03/2022**
आवृत्ति समाप्ति की तारीख

Enter Mobile Number(Optional):
मोबाइल नंबर दर्ज करें (अनिवार्य नहीं)

Email ID(Optional):
ईमेल आईडी (अनिवार्य नहीं)

Please Enter Captcha here to Verify
कृपया सत्यापित करने के लिए यहां कैप्चा दर्ज करें

95487Z

Refresh:

Pay Now/भुगतान करें **Cancel/रद्द करें**

[Click here to Pay Later/बाद में भुगतान करें](#)

Taxpayer can **schedule his/her payment** at a later date using the facility as shown in the screenshot below by entering the captcha and clicking on **Click here to Pay Later** and enter the date as required and confirm the same by entering their Internet Banking credentials.

Welcome to Canara Bank Tax Information Network Version 2.0 Payment Portal
 केनरा बैंक कर सूचना नेटवर्क संस्करण 2.0 भुगतान पोर्टल में आपका स्वागत है

Canara Bank

Bank Transaction Reference ID बैंक लेन-देन संदर्भ आईडी	352511102200008694
Transaction ID लेनदेन आईडी	22101130001049
C.R.N. सी.आर.न.	22101100007598
Total Amount कुल रकम	1

Bank Tax बैंक कर	Surcharge अतिरिक्त	Education Cess शैक्षणिक छेड़	Interest ब्याज	Penalty दंड	Other अन्य
1	2	3	4	5	6

Select Debit Account Number
डेबिट खाता संख्या चुनें

Select Date of Debit
डेबिट की तिथि चुनें

20-Oct-2022

Click here to Pay Later

Welcome to Canara Bank Tax Information Network Version 2.0 Payment Portal
 केनरा बैंक कर सूचना नेटवर्क संस्करण 2.0 भुगतान पोर्टल में आपका स्वागत है

Canara Bank

Please Schedule Payment Here
 कृपया यहां पेमेंट शेड्यूल करें

Bank Transaction Reference ID बैंक लेन-देन संदर्भ आईडी	352511102200008694	Transaction ID लेनदेन आईडी	22101130001049
C.R.N. सी.आर.न.	22101100007598	Total Amount कुल रकम	1
Select Debit Account Number डेबिट खाता संख्या चुनें		Select Date of Debit डेबिट की तिथि चुनें	20-Oct-2022

Account will be Debit On 16:00 hours on Scheduled Date or after-scheduled date. Kindly Maintain Minimum balance equivalent to Chalan Amount in Selected Account till the challan expiry date.
 खाता निधिगत तिथि पर 16:00 बजे या निर्धारित तिथि के बाद खाते से डेबिट हो जाएगा, कृपया खातान की कमन्सि तिथि तक कमन्सि खाते में खातान राशि के अलावा न्यूनतम शेष राशि बनाए रखें

Agree/संमति

Approve/संमति करें

Cancel/रद्द करें

Pay by Canara Bank Debit Card:

- Select the **Canara Bank** option and click on **Continue**

The screenshot shows the 'New Payment' interface on the e-Filing portal. At the top, there is a navigation bar with the e-Filing logo, 'e-Filing' text, and a menu icon. Below this, there are options for 'Call Us', 'English', and font size adjustments. The main content area is titled 'New Payment' and includes a PAN field. A tabbed interface at the bottom shows five options: 'Net Banking', 'Debit Card', 'Pay at Bank Counter', 'RTGS/NEFT', and 'Payment Gateway'. The 'Debit Card' tab is active, displaying a message about authorized banks and a list of banks. 'Canara Bank' is selected with a radio button. Below the list, there is a note about finding a debit card. At the bottom, there are three buttons: '< Back', 'Save As Draft', and 'Continue >'.

New Payment

PAN:

* Indicates the mandatory fields

Net Banking Debit Card Pay at Bank Counter RTGS/NEFT Payment Gateway ⓘ

Taxpayers having Debit card issued by an Authorised Bank (Offering this mode) can use this mode for payment. No transaction charge/fee is applicable for making tax payment through this mode.

Canara Bank

Can't find your Debit Card? This mode is for Authorized banks offering collection through their own Debit Card. For other banks' Debit Card, please select "Payment Gateway" mode.

< Back Save As Draft Continue >

The screenshot shows the 'Preview' screen of the e-Filing portal. It features a navigation bar similar to the previous screen. Below the 'Preview' title, there is an 'Edit' button. The main content is divided into two sections: 'Payment Details' and 'Tax Break up Details'. The 'Payment Details' section contains a table with four columns: 'Assessment Year', 'Financial Year', 'Tax Applicable (Major Head)', and 'Type of Payment (Minor Head)'. The 'Tax Break up Details' section contains a table with six rows: '(a) Tax', '(b) Surcharge', '(c) Cess', '(d) Interest', '(e) Penalty', and '(f) Others', followed by a 'Total' row and an 'In words' field. At the bottom, there are three buttons: '< Back', 'Pay Later', and 'Pay Now'.

Preview Edit

Payment Details

Assessment Year	Financial Year	Tax Applicable (Major Head)	Type of Payment (Minor Head)
2023-24	2022-23	Income Tax (Other than Companies) (0021)	Advance Tax (100)

Payment Mode: Debit Card
Bank Name: Canara Bank

Tax Break up Details

(a) Tax	₹ 1
(b) Surcharge	₹ 0
(c) Cess	₹ 0
(d) Interest	₹ 0
(e) Penalty	₹ 0
(f) Others	₹ 0
Total (a + b + c + d + e + f)	₹ 1

In words: Rupees One Only

< Back Pay Later Pay Now

Enter the **captcha** and click **Pay Now** option and then enter your **Debit Card details** and proceed to complete the payment.

केनरा बँक
Canara Bank

State of Payment:
 Payment through Debit Card (Debit Card)

Bank Transaction Reference ID: 352511102200009073
 केनरा बैंक लेन-देन संदर्भ ID

Transaction ID: 352511102200009073
 लेन-देन संदर्भ ID

PAN Number:
 पैन संख्या

C.A.N. ID: 352511102200009073
 सी.ए.एन. आई.डी.

Total Amount: ₹ 1.00
 कुल राशि

Basic Fee मूल शुल्क	Transaction आपूर्ति	Merchant Cost व्यापारी शुल्क	Interest ब्याज	Penalty दण्ड	Others अन्य
1	2	3	4	5	6

Creation Expiry Date: 24/10/2022
 सृजन समाप्ति की तिथि

(Enter Mobile Number(Optional))
 मोबाइल नंबर दर्ज करें (अनिवार्य नहीं)

Email ID(Optional)
 ईमेल आईडी (अनिवार्य नहीं)

Please Enter Canara Bank to Verify
 कृपया सत्यापित करने के लिए क्या केनरा दर्ज करें

5JCZ8L

केनरा बँक
Canara Bank

Merchant	TINCANARA	Website	https://tin.canarabank.in/TIN_2_0/DC_PaymentRespor
Amount	Rs 1.00	Track id	352511102200009073

Pay by

Debit Card

Card Number:

Expiry Date: MM / YYYY

CVV:

Card Holders Name:

Type the characters: GVD32

* Please do not click Back button/ refresh the page/ close the window while the transaction is processing
 This is a secure payment gateway using 128-bit SSL encryption.

Pay at Bank Counter Mode:

- Select **Pay at Bank Counter** and select any of the below options and then select the **Bank** from the dropdown:
- **Cash (up to ₹10,000) | Cheque | Demand Draft**

New Payment
पुनः भुगतान

Indicates the mandatory fields

Net Banking Debit Card **Pay at Bank Counter** RTGS/NEFT Payment Gateway ⓘ

This option cannot be used by a taxpayer being a Company or a person (other than a company) to whom provisions of section 44AB are applicable as per Notification 34/2006 of CBDT.

Taxpayer can avail this mode to pay taxes at the counter of Authorized banks.

- Signed copy of Challan Form along with payment instrument needs to be presented before the branch of the selected Authorized Bank to make payment.
- Tax Payment of more than Rs. 10,000/- (Rupees Ten Thousand Only) is not allowed under this mode.
- No transaction charge/fee is applicable for making tax payment through this mode.

Payment Through *

Cash ⓘ Cheque Demand Draft

Select Bank (authorized banks only) *

Canara Bank

The Pay at Bank Counter option is for the branches of Authorized banks only. For other banks please use NEFT/ RTGS option.

[← Back](#) [Save As Draft](#) [Continue >](#)

Click on Continue

 **e-Filing** Anywhere, Anytime
Income Tax Department, Government of India

Call Us | English | A A A |

Preview [Edit](#)

Payment Details

Assessment Year 2023-24	Financial Year 2022-23	Tax Applicable (Major Head) Income Tax (Other than Companies) (0021)	Type of Payment (Minor Head) Advance Tax (100)
Payment Mode Pay at Bank Counter			
Payment through Cheque	Bank Name Canara Bank		

Tax Break up Details

(a) Tax	₹ 1
(b) Surcharge	₹ 0
(c) Cess	₹ 0
(d) Interest	₹ 0
(e) Penalty	₹ 0
(f) Others	₹ 0
Total (a + b + c + d + e + f)	₹ 1
In words	Rupees One Only

[← Back](#) [Continue >](#)

Download and Print the challan and present it to your nearest Canara Bank Branch.

Next Step, visit your bank branch to complete the payment.

The Challan Form has been generated successfully. Follow the instructions below to complete the payment:

1. Download and print a copy of the Challan Form
2. Visit your bank branch for the payment.
3. Make the payment.

Summary

Challan Details

CRN	Created On	Valid Till	Payment Mode
22101100010346	11-Oct-2022	26-Oct-2022	Pay at Bank Counter

Taxpayer Details

PAN	Name	Tax Applicable (Major Head)	Type of Payment (Minor Head)
ANR000000000000	ANAND KUMAR	Income Tax (Other than Companies) (0021)	Advance Tax (100)
Assessment Year	Financial Year		
2023-24	2022-23		

[View More](#)

[Back](#) [Download Challan Form](#)

For Other Bank Customers:

Use the **Payment Gateway** option and choose any of the below-mentioned options and complete the payment:

- Internet Banking
- Debit/Credit Card
- UPI

New Payment

PAN: ANR000000000000

Payment Gateway

This mode provides a wide range of payment options to the taxpayer including Net Banking, Debit Card, Credit Card and UPI. The selected payment gateway will redirect to its own page and provide all the options available with that gateway. The transaction charges* if any, will be applicable over and above the tax amount in this mode. Please select one payment gateway.*

Canara Bank Federal Bank Kotak Mahindra Bank

The taxpayer may compare the transaction charges* before selecting the payment gateway and payment option.

[Back](#) [Save As Draft](#) [Continue](#)

Summary

Taxpayer Details

PAN CIBPM2231C Tax Applicable (Major Head) Income Tax (Other than Companies) (0021)	Name KARTHIK MOHANADASAN	Assessment Year 2023-24	Financial Year 2022-23
Type of Payment (Minor Head) Advance Tax (100)	Amount(₹) ₹ 10	Amount(in words) Rupees Ten Only	

After completing your payment through the above options, you can download the challan receipt through **Dashboard > e-File > E-Pay Tax > Payment History > Download**

e-Pay Tax

Please click on New Payment for tax payment through (i) Net Banking (ii) Debit Card (iii) Over the Counter (iv) NEFT/RTGS (v) Payment Gateway for [these banks](#)

Payment History





CIN	Bank Reference Number	Assessment Year	Type of Payment	Amount(₹)	Payment Date & Time	Actions
22100600045821CNPE	227967500299	2023-24	Advance Tax(100)	10	06-Oct-2022 16:45:55	<ul style="list-style-type: none"> Download Copy View Details

Rows per page: 05

1 of 1 pages

Note: Challans generated and remitted through e-Filing are only available in this section

Screenshot of Sample Challan Receipt as shown below:

INCOME TAX DEPARTMENT Challan Receipt		e-Filing Application System Ministry of Revenue, Government of India	
ITNS No. : 280			
PAN	:	CIRDM2331C	
Name	:	MAYANK K...	
Assessment Year	:	2023-24	
Financial Year	:	2022-23	
Major Head	:	Income Tax (Other than Companies) (0021)	
Minor Head	:	Advance Tax (100)	
Amount (in Rs.)	:	₹ 10	
Amount (in words)	:	Rupees Ten Only	
CIN	:	22100500045831CNRE	
Payment Gateway	:	Canara Bank	
Mode of Payment	:	UPI	
Bank Name/Card Type	:	Canara Bank	
Bank Reference Number	:	227907500389	
Date of Deposit	:	06-Oct-2022	
BSR code	:	0240129	Challan No. : 04614
			Tender Date : 06/10/2022
 Thanks for being a committed taxpayer! To express gratitude towards committed taxpayers, the Income Tax Department has started a unique appreciation initiative. It recognises taxpayers' commitment by awarding certificates of appreciation to them. Login to e-filing portal and visit Appreciations and Rewards to know more.			
Congrats! Here's what you have just achieved by choosing to pay online:			
 Time Quick and Seamless	 Paper Save Environment	 e-Receipt Easy Access	

Tax payments made easy with Canara Bank under TIN 2.0